




HEAD AND NECK RESTRAINT USER MANUAL & INSTALLATION GUIDE

 [@NecksGen](#)

 [@NecksGen](#)

 [@NecksGen1](#)

855.NECKSGEN
(855.632.5743)

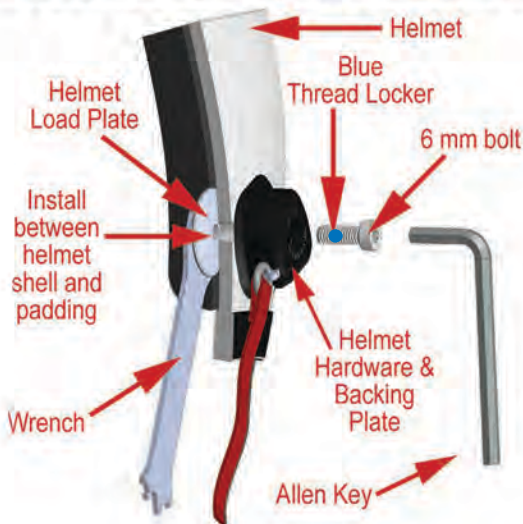
WWW.NECKSGEN.COM

MOUNTING THE HELMET HARDWARE

FOR AUTO RACING HELMETS (SNELL SA2015, SAH2020, FIA8858+) MOUNTING THE HELMET HARDWARE IS QUICK AND EASY. SIMPLY FIND THE HOLES ON THE LOWER REAR PORTION OF YOUR HELMET AND REMOVE THE SMALL HOLE PLUG (IF APPLICABLE). THEN SELECT THE SIDE OF YOUR HARDWARE TO INSTALL WITH THE RED RELEASE TETHER POINTING DOWNWARD, AND INSERT THE 6MM CAP SCREW THROUGH THE HOLE IN THE HOUSING AND TIGHTEN IT LIGHTLY (30 INCH POUNDS).



FOR HELMETS WITHOUT THREADED INSERTS:



HOW TO DRILL YOUR HELMET:

1. FIND THE CENTERLINE OF THE REAR OF THE HELMET (C).
2. MEASURE 5" TO 6" FORWARD ALONG THE LOWER EDGE.
3. MEASURE AND MARK 1.5" ABOVE THE BOTTOM EDGE.
4. DRILL A 1/4" (6MM) HOLE THROUGH ONLY THE OUTER SHELL OF THE HELMET.
5. REPEAT FOR THE OTHER SIDE OF THE HELMET.

HELPFUL TIPS:

- COVER THE AREA WITH MASKING TAPE BEFORE DRILLING TO PREVENT SCRATCHING THE HELMET.
- SLIDE THE WRENCH IN BETWEEN THE HELMET AND LINER BEFORE DRILLING TO PREVENT DRILLING TOO DEEP INTO THE LINER.



TETHER SIZING / SLACK TEST

YOUR NECKSGEN HNR MAY NOT HAVE THE CORRECT LENGTH TETHER FOR YOU OUT OF THE BOX. TO CHECK IF IT IS THE RIGHT LENGTH, YOU WILL NEED TO DO A SIMPLE "SLACK TEST". A SLACK TEST ENSURES THAT YOUR TETHER WILL GIVE YOU THE CORRECT RANGE OF MOTION AND PROVIDE ADEQUATE PROTECTION.

NOTE THAT THE PURPOSE OF AN HNR IS TO LIMIT THE TRAVEL OF YOUR HEAD IN AN IMPACT. IT IS NOT INTENDED TO HOLD YOUR HEAD WHILE DRIVING OR PREVENT YOUR CHIN FROM TOUCHING YOUR CHEST.

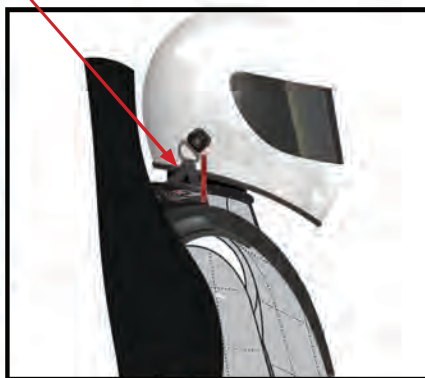
TO PERFORM A TETHER SLACK TEST, SIT IN YOUR VEHICLE WITH YOUR HNR CONNECTED TO YOUR HELMET AND YOUR SEATBELTS SNUG. LOOK STRAIGHT AHEAD AND PULL ALL THE EXCESS TETHER TO ONE SIDE AND PINCH IT CLOSED. (SEE DIAGRAM BELOW)

MEASURE THE TOTAL LENGTH OF THE EXCESS TETHER YOU PINCHED. YOUR TARGET IS BETWEEN 1 AND 3 INCHES OF TOTAL EXCESS TETHER. IF YOU DO NOT HAVE BETWEEN 1 AND 3 INCHES, YOU WILL EITHER NEED TO ADJUST THE LENGTH OF THE TETHER, OR CALL NECKSGEN FOR AN APPROPRIATE LENGTH TETHER DEPENDING ON WHICH TYPE OF HNR YOU HAVE.

PINCH HERE TO MEASURE TETHER SLACK



TOP VIEW



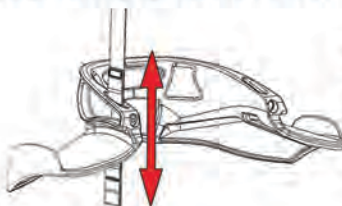
SIDE VIEW

REV

REV HEAD AND NECK RESTRAINTS DO NOT HAVE ADJUSTABLE TETHERS. IF YOU NEED A LONGER OR SHORTER TETHER, WRITE DOWN YOUR SLACK TEST RESULT FROM ABOVE, AND CONTACT NECKSGEN FOR A SUITABLE REPLACEMENT. TETHERS ARE AVAILABLE IN 1 INCH INCREMENTS.

REV2

REV2 HEAD AND NECK RESTRAINTS HAVE ADJUSTABLE TETHERS. IF YOU NEED A LONGER OR SHORTER TETHER, YOU CAN EASILY ADJUST THE LENGTH OF THE TETHER BY REMOVING THE ALLEN BOLT PIN ON EITHER SIDE OF THE DEVICE AND SLIDING THE TETHER TO ANY OF THE AVAILABLE POCKETS AND RE-INSERT THE PIN.



THE TETHER ON THE REV2 HAS 5 SEWN SLOTS ON EACH END ABOUT 1 INCH APART. BE CAREFUL NOT TO PUNCTURE THE TETHER WHEN RE-INSERTING THE PIN.

IT IS RECOMMENDED THAT YOU ONLY TIGHTEN THE PIN LIGHTLY (25 INCH POUNDS) TO AVOID BREAKING THE BRASS THREADED INSERT LOOSE.



SERVICING YOUR RESTRAINT

TETHER REPLACEMENT

THE TETHERS ON YOUR NECKSGEN HEAD AND NECK RESTRAINT ARE VERY RESILIENT, BUT MUCH LIKE YOUR SEATBELTS, THEY WILL NEED TO BE REPLACED PERIODICALLY. NECKSGEN RECOMMENDS REPLACING YOUR TETHER EVERY 2 YEARS, ANY TIME YOU HAVE BEEN IN A HEAVY IMPACT, OR IF YOU SEE ANY VISIBLE FRAYING OR SUN DAMAGE. NEW REPLACEMENT TETHERS CAN BE PURCHASED DIRECTLY FROM WWW.NECKSGEN.COM.

INSPECTION AND SERVICE

IT IS REQUIRED THAT YOU THOROUGHLY INSPECT ANY AND ALL SAFETY EQUIPMENT BEFORE EVERY USE, AND YOUR HEAD AND NECK RESTRAINT IS NO DIFFERENT. ALWAYS CAREFULLY INSPECT YOUR DEVICE AND THE HELMET HARDWARE. IF YOU ARE IN ANY TYPE OF IMPACT, CRASH, INCIDENT, OR LONG RACE, YOU MAY WISH TO HAVE YOUR DEVICE INSPECTED FOR SAFETY BY NECKSGEN. YOU WILL ONLY BE RESPONSIBLE FOR THE COST OF SHIPPING, AND ANY PARTS AND/OR LABOR REQUIRED TO REPLACE THOSE PARTS. SIMPLY SEND THE DEVICE TO NECKSGEN AT THE ADDRESS BELOW.

RECERTIFICATIONS

CURRENTLY SFI 38.1 SPECIFICATIONS REQUIRE THAT HEAD AND NECK RESTRAINTS BE RECERTIFIED BY THE MANUFACTURER EVERY 5 YEARS. ON YOUR REV OR REV2 DEVICE THERE IS A SILVER AND BLUE STICKER WITH EITHER THE DATE OF MANUFACTURE OR THE DATE OF LAST RECERTIFICATION PUNCHED ON IT. IF 5 YEARS HAS PASSED FROM THIS DATE, YOUR DEVICE NEEDS TO BE RECERTIFIED.

TO HAVE YOUR DEVICE RECERTIFIED, SIMPLY PLACE IT IN A BOX ALONG WITH YOUR CONTACT INFORMATION (NAME, PHONE NUMBER, EMAIL, ETC.), AND SHIP IT TO NECKSGEN. ONCE RECEIVED, NECKSGEN WILL CONTACT YOU FOR PAYMENT. COST WILL VARY BASED ON THE NEEDS OF THE DEVICE TO BRING IT UP TO SAFE STANDARDS. ANY TETHER OVER 2 YEARS OLD WILL NEED TO BE REPLACED, AND ANY DEVICES THAT ARE TOO DIRTY TO WORK ON WILL REQUIRE A CLEANING FEE.

RECERTIFICATION TURNAROUND TIMES VARY BASED ON WORKLOAD, BUT ARE KNOWN TO BE CONSIDERABLY LONGER BETWEEN DECEMBER AND FEBRUARY.

SHIP TO:
NECKSGEN INC.
1176 GREENFIELD DR.
EL CAJON, CA. 92021 USA

HEAD AND NECK RESTRAINTS



ULTRA LIGHT, GLOSS FINISH CARBON FIBER WEAVE

ADJUSTABLE LENGTH TETHER
FRICTION GRIP PADS
SIZES: M2, M3, L2, L3



LIGHTWEIGHT, INJECTION MOLDED CARBON COMPOSITE

ADJUSTABLE LENGTH TETHER
FRICTION GRIP PADS
SIZES: S2, M3, L3



ECONOMICAL, INJECTION MOLDED CARBON COMPOSITE

FIXED LENGTH TETHER
SIZES: S2, M2, M3, L3

ALL REV & REV2 RESTRAINTS ARE
SFI 38.1 CERTIFIED AND INCLUDE
QUICK RELEASE HARDWARE



RALLY PAD

THE RALLY PAD IS AN ALTERNATIVE OPTION FOR THOSE WHO WANT TO KEEP THEIR NECKSGEN HNR SNUGLY ATTACHED TO THEIR BODY. SPAWNED FROM REQUESTS BY OFF-ROAD AND RALLY DRIVERS WHO GET IN AND OUT OF THEIR VEHICLES OFTEN FOR THINGS LIKE CHANGING TIRES AND WINCHING OR DIGGING OUT. THE RALLY PAD IS A SIMPLE PADDED VEST THAT REPLACES THE STANDARD PADS, AND CLIPS UNDER YOUR ARMS AND ACROSS YOUR CHEST. SIZED TO FIT MOST DRIVERS, THE RALLY PAD IS COMPATIBLE WITH ANY MEDIUM OR LARGE REV, REV2 LITE, OR REV2 CARBON (SOLD SEPARATELY).



QUICK RELEASE HELMET HARDWARE

NEED AN EXTRA SET OF QUICK RELEASES FOR YOUR SPARE HELMET? THE CURRENT STANDARD ISSUE QUICK RELEASE HELMET HARDWARE SET (PAIR) FITS ALL NECKSGEN DEVICES.



INCLUDES:

- 2- M6-1.0 X 12MM BOLTS
- 2- THREADED LOAD PLATES TO INSTALL IN SELF-DRILLED HELMETS
- 2- PLASTIC BACKING PLATE (OPTIONAL USE)

LONG PULL TETHERS

THESE EXTENDED LENGTH PULL TETHERS HELP KEEP YOUR QUICK RELEASES IN AN EASIER TO LOCATE POSITION ON YOUR HELMET. SOME DRIVERS PREFER A LONGER PULL HANDLE THAN THE STANDARD LENGTH THAT COMES ON THE HELMET HARDWARE, AND THESE REPLACEMENTS ARE 12" LONG AND INCLUDE HOOK AND LOOP ENDS THAT YOU CAN ATTACH ANYWHERE ON YOUR HELMET THAT YOU PREFER.



CAMLOCK RACING HARNESSSES

AVAILABLE IN 2" AND 3" WIDTHS
 UPGRADED LIGHTWEIGHT UPPER SLIDE BUCKLES
 AVAILABLE IN PULL-UP OR PULL-DOWN STYLE LAP BELTS
 SFI 16.1 RATED

AIR MAX SEAT

AIR max



UPPER MOUNT COMPATIBLE

**2
OPTIONAL
AIR INLETS**

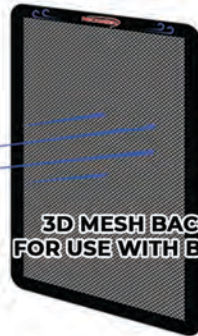


**FITS MEDIUM-LARGE DRIVERS
SEE WEBSITE FOR DIMENSIONS AND DETAILS
(INCLUDES REMOVABLE PADS AS SHOWN)**


OPTIONAL ACCESSORIES:



DIY BLOWER KIT



**3D MESH BACK PAD
FOR USE WITH BLOWERS**



**POWERSLIDE
UNIVERSAL
POWER SEAT SLIDER**

**UNIVERSAL
BRACKETS**



HELMET SUPPORTS



THE WEDGE (SFI 3.3)
WORKS WITH REV & REV2 RESTRAINTS
FRONTAL FOAM COLLAR ADDS STABILITY
SIZES: S2, M2, M3, M4, L3, L4



UTV HELMET SUPPORT

GREAT FOR OFFROAD / UTV
(RECREATION AND TRAIL USE)
-6 SIZES AVAILABLE FOR PERFECT FIT-
3 THICKNESSES AVAILABLE
FOR KIDS AND ADULTS



GENERAL INFO

WARRANTY

NECKSGEN HEAD AND NECK RESTRAINTS (HNR) ARE WARRANTED TO BE FREE FROM DEFECTS IN MATERIAL AND WORKMANSHIP FOR A PERIOD OF ONE YEAR FROM THE DATE OF PURCHASE BY THE ORIGINAL PURCHASER. THE DEVICE WILL BE REPAIRED OR REPLACED AT THE SOLE DISCRETION OF NECKSGEN. ALL CLAIMS MUST BE SUBMITTED TO US AND ACCOMPANIED BY THE DEVICE, THE ORIGINAL SALES RECEIPT, AND A STATEMENT SIGNED BY THE PURCHASER REGARDING THE NATURE OF THE DEFECT. THIS WARRANTY DOES NOT APPLY TO DAMAGE TO THE PRODUCT THAT IS THE RESULT OF ACCIDENT, NORMAL WEAR AND TEAR, OR MISUSE. ANY MODIFICATIONS TO THE PRODUCT WILL NULL AND VOID THIS WARRANTY.

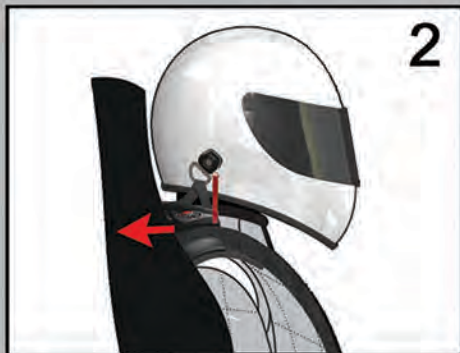

DISCLAIMER

PLEASE INSPECT THE DEVICE BEFORE EACH USE. IF YOU BELIEVE THAT THE PRODUCT IS NOT IN GOOD WORKING ORDER ACCORDING TO THE INSTRUCTIONS, STOP USE IMMEDIATELY AND CONTACT NECKSGEN. AS A CONDITION OF PURCHASE AND/OR RECEIPT OF THE NECKSGEN HNR, THE USER HAS READ AND FAMILIARIZED HIM/HERSELF WITH THE TECHNICAL ASPECTS, RESEARCH AND TEST RESULTS RELATING TO THE DEVICE PROVIDED AT WWW.NECKSGEN.COM, AND UNDERSTANDS AND RECOGNIZES THE NATURE OF THE DEVICE AND THE CONDITIONS UNDER WHICH IT CAN BE USED. THE USER UNDERSTANDS AND RECOGNIZES THAT THE DEVICE HAS NOT BEEN TESTED ON HUMANS IN RACE OR RECREATIONAL CONDITIONS FOR INSTRUMENTED IMPACT ASSESSMENT AND THAT THIS IS A NEW DESIGN. SHOULD YOU NOT WISH TO ACCEPT THE TERMS OF THIS WARRANTY OR THE PRODUCT PRIOR TO ITS USE, PLEASE RETURN THE PRODUCT FOR A REFUND. THERE MAY BE A RESTOCKING FEE. AS A CONDITION OF PURCHASE AND/OR RECEIPT OF THE NECKSGEN HNR, THE USER WAIVES ANY CLAIMS AGAINST NECKSGEN, THE INVENTOR, MANUFACTURER, ANY SUBCONTRACTOR, AGENT, OR DISTRIBUTOR. NECKSGEN, THE INVENTOR, MANUFACTURER, ANY SUBCONTRACTOR, AGENT, OR DISTRIBUTOR WILL UNDER NO CIRCUMSTANCES BE LIABLE TO ANY PERSON FOR DAMAGES, INCLUDING BUT NOT LIMITED TO DIRECT INJURY, INDIRECT INJURY, BODILY OR OTHERWISE, INCLUDING DEATH, THAT MAYBE SUSTAINED BY ANY PERSON AS A RESULT OF THE USE OF THE NECKSGEN HNR. ANY ALLEGED DEFECT THEREIN OR ITS ALLEGED FAILURE TO AFFORD THE PROTECTION OFFERED BY IT OR FOR ANY CONSEQUENTIAL LOSS OF PROFITS OR DAMAGES MAY ARISE OR FOR ANY OTHER REASON OR FROM ANY OTHER CIRCUMSTANCE OF WHATSOEVER NATURE. THE PARTIES' LIABILITY IS LIMITED TO THE ACTUAL PRICE PAID FOR THE PRODUCT. THE USER ASSUMES ALL RISK FOR THE USE OF THE PRODUCT. AS A CONDITION OF THE PURCHASE/RECEIPT OF THE PRODUCT, THE USER HAS FULLY READ AND UNDERSTOOD THE MANUAL AND INSTALLATION GUIDE AND UNDERSTANDS THAT ALTHOUGH THE DEVICE IS DESIGNED TO HELP REDUCE BRAIN, HEAD, AND NECK INJURED WHEN WORN IN CONJUNCTION WITH A HELMET WITH A FIXED CHIN PART, THERE IS NO GUARANTEE THAT ANY INJURY WILL BE PREVENTED BY THE USE OF THE DEVICE. EACH DEVICE MUST BE SIZED FOR THE INDIVIDUAL USER, AND MUST BE OF THE CORRECT SIZE AND FIT. THIS WARRANTY EXPIRES UPON RESALE OR TRANSFER BY THE ORIGINAL PURCHASER. ALWAYS ATTACH YOUR HELMET CORRECTLY ACCORDING TO MANUFACTURER'S GUIDELINES, ENSURE ALL YOUR SAFETY EQUIPMENT HAS NOT PASSED ITS RECOMMENDED LIFESPAN AND TRAVEL/RACE WITH SAFETY.

QUICK START GUIDE

INSTALL QUICK RELEASES

TEST FIT



SCREW THE HELMET HARDWARE INTO THE THREADED INSERTS IN YOUR HELMET. IF YOUR HELMET DOES NOT HAVE HOLES OR INSERTS, REFER TO THE INSTRUCTIONS INSIDE THE MANUAL.

SIT IN THE VEHICLE, STRAP IN, AND PUSH THE NECKSGEN BACK UP AGAINST THE SEAT OR HEADREST. IT IS NOT INTENDED TO SIT TIGHT AGAINST YOUR NECK. CHECK THAT YOUR BELTS EXTEND AT 0 TO -10 DEGREES STRAIGHT BACK OVER YOUR SHOULDERS.

SLACK TEST



LOOK STRAIGHT AHEAD IN YOUR RELAXED POSITION AND PULL ALL THE EXCESS TETHER MATERIAL TO ONE SIDE. MEASURE THE TOTAL LENGTH OF EXCESS TETHER. YOUR TARGET IS 2" OF EXCESS TETHER (SLACK). IT CAN BE UP TO 1" MORE, OR 1" LESS TO STAY IN THE EFFECTIVE RANGE. IF YOU HAVE A REV2 LITE YOU CAN ADJUST THE TETHER TO THE CORRECT LENGTH, OR IF YOU HAVE A REV YOU CAN CONTACT NECKSGEN FOR A REPLACEMENT IN THE LENGTH YOU NEED.